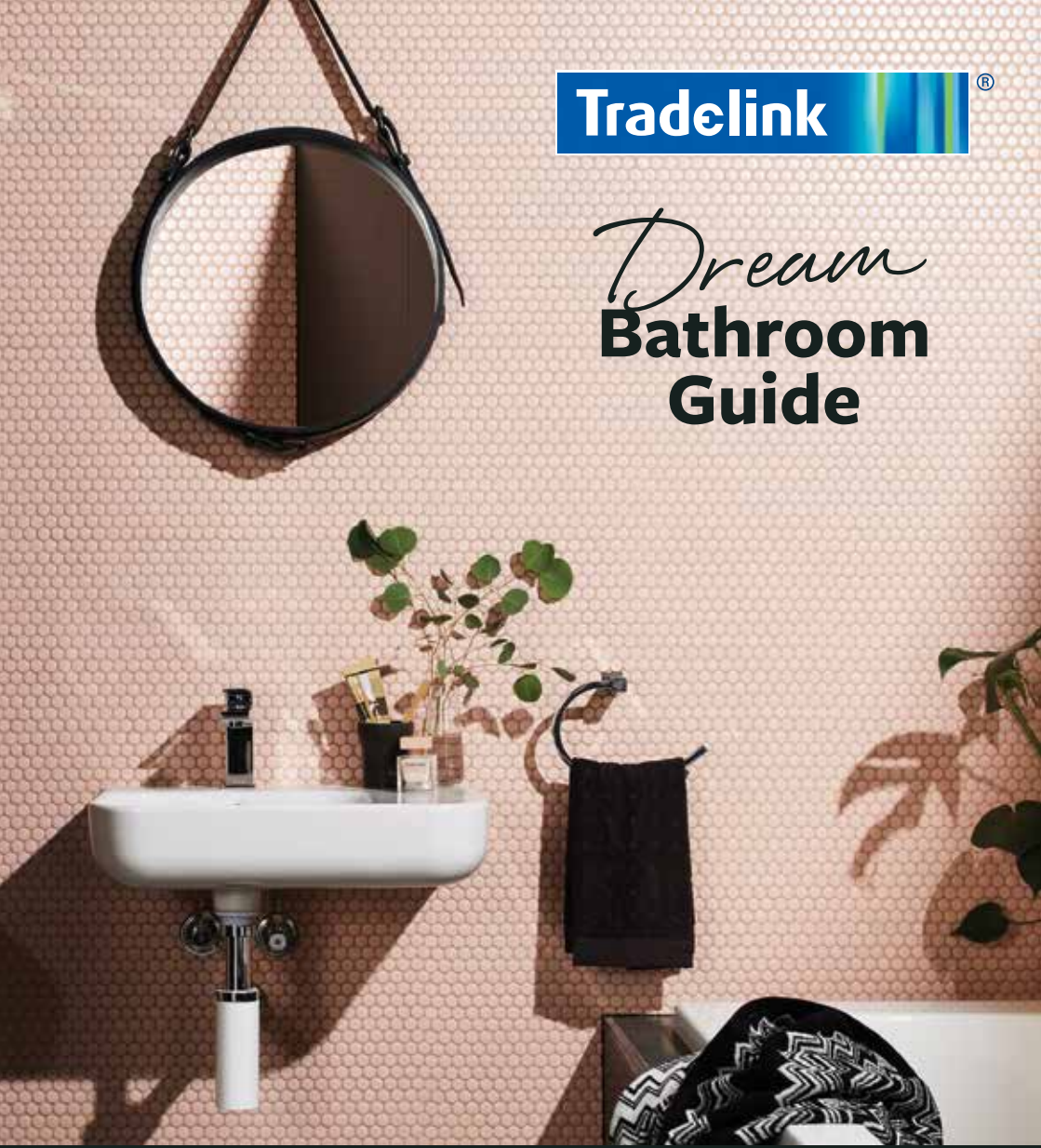


Dream **Bathroom Guide**



OUT NOW!

Tradelink®

Bathroom, Kitchen & Laundry Book

— Bringing inspiration to life —



Have you ever wanted to build or renovate your home and didn't quite know where to start?

BuildHer Collective and Tradelink proudly support women in plumbing, so no matter who you are, what you're trying to achieve, or your level of experience in building or renovating, together BuildHer Collective and Tradelink can help turn your dream into reality.

So, what are we waiting for? Let's start planning!

Created in collaboration with

BUILDHER
COLLECTIVE

Tradelink®
Women
in **PLUMBING**

PREPARING FOR YOUR CONSULTATION

Renovating or building your bathroom can be an exciting yet daunting time. At Tradelink we're here to take the daunting out of it by making the process of planning, selecting and receiving your products seamless. Book your free consultation with your local showroom consultant and let's start to plan to create a bathroom that brings inspiration to life, and whispers "welcome home".



WHAT TO BRING

OUT WITH THE OLD



DEAL BREAKERS

Take a look at your current bathroom design and style and think, "what don't I want in my new bathroom?"



PICTURES & VIDEOS

Capture what your current bathroom looks like by taking pictures and videos, it'll help us see what it looks like.



FUTURE PROOFING

Look at the products featured in your current bathroom and consider whether your situation will change in 5+ years' time, i.e. if you're going to have children, the products will need to be user friendly.



THE SPACE

Bring along floor plans so that we can see the space that you have to work with.



YOUR WISHLIST

Wishlists are the perfect way to get your ideas and inspiration together. Bring along pictures, videos, snippets of magazines...the lot! If you've not started yours yet, take a look through the Tradelink Bathroom, Kitchen & Laundry Book for inspiration and trends.



BUDGET & TIMELINE

Come prepared with your budget & timeline, it'll help us plan to suit your needs.

IN WITH THE NEW

GETTING STARTED

Before renovating your bathroom, be sure to set a budget and itemise the cost of everything you need.

BUDGET GUIDE

ESTIMATED* BUDGET GUIDE:

Low-cost: \$5,000 to \$15,000

Standard: \$15,000 to \$30,000

Premium: \$30,000+



*The Estimated Budget Guide is for a full reft including fixtures and labour hire, this should be used as a guide only. Seek professional advice when finalising your budget.

BATHROOM BUDGET & SELECTION

Start planning your renovation by entering your budget, product selection that you have selected.

Bathroom Fixtures Budget Total:

VANITY

.....
.....

Budget

.....
.....

Select

BASIN

.....
.....

Budget

.....
.....

Select

BASIN TAPWARE

Budget

Select

BATH

Budget

Select

BATH TAPWARE

Budget

Select

SHOWER HEAD & TAPWARE

Budget

Select

SHOWER SCREEN / ENCLOSURE

Budget

Select

TOILET

Budget

Select


ACCESSORIES (toilet roll holder, towel rail, shelves)

Budget

Select

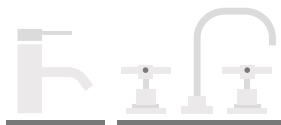
SAY WHAT?

It's easy to get confused with the product terminology, especially if you're not a tradie! We've included some key terms that you'll hear when renovating or building your bathroom.



BACK-TO-WALL

This is when the fixture sits flush against the wall concealing any pipes, making cleaning easy. This can relate to toilets, baths and basins.



MIXER & THREE PIECE TAPWARE

A mixer tap has a contemporary look and is an all in one unit, whereas a three-piece set is more traditional with two separate taps (one for hot and one cold) and a spout.



SEMI-RECESSED

Semi-Recessed basins are installed with part of the basin protruding to the front of the benchtop.



RIMLESS TOILET

A Rimless Toilet suite is a new style of toilet which has been hygienically designed without a rim. This deters germs from hiding as it has less grooves for them to sneak into.




S-TRAP & P-TRAP

Refers to the waste pipe that exits a toilet suite. An S-Trap has a waste pipe that is connected through the floor, and the P-Trap connects directly through the wall.

Take a look at our Tradelink Bathroom, Kitchen & Laundry Book for more product terminology.

BATHROOM PLANNER

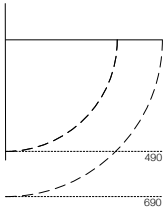
Use this planner* to explore your options.



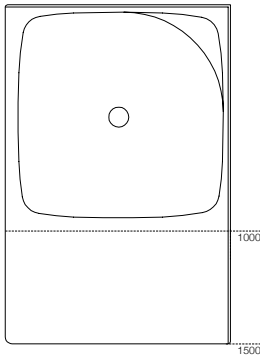
Scale: 1 Small Square = 10cm² / 10 Squares = 1m²

*Bathroom planner is to be used as a guide only. Please seek professional advice when finalising plans.

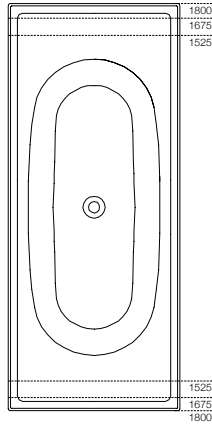
CUT US OUT & START PLANNING!



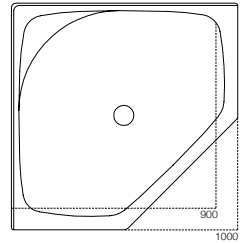
Door Swing 490 / 690



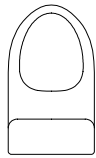
Shower 1000x1000 / 1500x1000



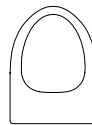
Bath 1800 / 1675 / 1525



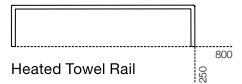
Corner Shower 900 / 1000



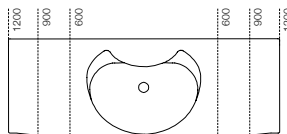
Toilet
Back To Wall



Toilet
Wall Hung



Heated Towel Rail



Basin & Vanity 600 / 900 / 1200

Your Tradelink Showroom Consultant is:

Contact your Tradelink Showroom Consultant on:



tradelink.com.au | 1800 BATHROOM

 [@tradelinkaustralia](https://www.instagram.com/tradelinkaustralia)  [facebook.com/tradelinkonshow](https://www.facebook.com/tradelinkonshow)

Tradelink [®]



own it now, pay later

New Available
in all Tradelink stores!